



# Steel Buildings

  
**Top**  
Project  
*Winner*



**Customizable  
Clear Span Construction  
Standing Seam or Screw-Down Roof**

Designed for *You*. Designed to *Last*.



## Sukup Steel Buildings

The clear span design of a Sukup Steel Building allows you to customize your building to fit your specific requirements. Whether you need an agricultural building to house livestock, materials, or large machinery, or you are looking for an industrial or commercial structure, you can have it with a Sukup Steel Building.

Sukup's sturdy, rigid frame structure allows for ample amounts of open area. This is perfect if you need room to fold out your planter and check the row units or if you need space for storage or machinery. Sukup structures are also easily customizable. Want to add an office or separate work bays? With a Sukup Steel Building you can get everything you are looking for in a shop or machine shed.

## Why Buy a Sukup Steel Building?

- *Clear span up to 200' for large open areas.*
- *Multi-span construction available to reduce cost.*
- *Purlins, girts and eave struts are pre-punched to ensure a proper fit and faster installation.*
- *Factory welded clips mean fewer pieces and bolts, lowering construction costs.*
- *Purlins, girts and eave struts are galvanized for long life.*
- *Choose from twelve exterior and trim colors.*
- *Sukup Steel Buildings are IAS AC472 accredited..*





## Why Build with Steel?

**STRENGTH** - Steel buildings generally withstand higher winds and loads than wood.

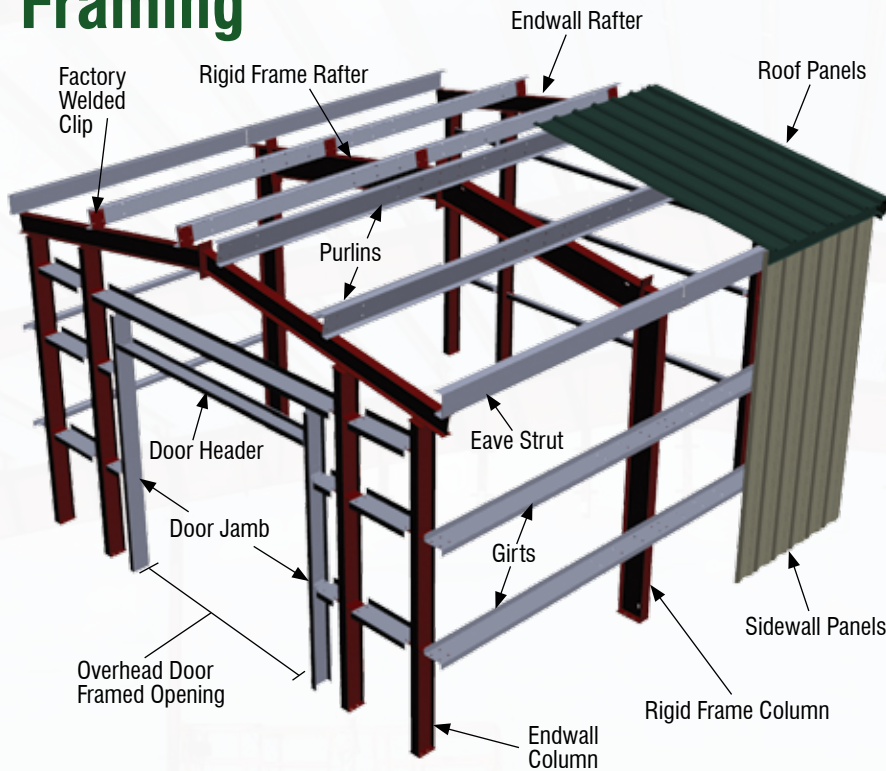
**DURABILITY** - Steel buildings outlast wood buildings and are completely recyclable. Decommissioning a wood building only pays you back with a bonfire (after removing the panels).

**CLEAR SPAN** - Steel buildings can clear span greater distances than wood.

**INSIDE CLEARANCE** - Steel buildings provide greater inside clearance than wood because of the rigid frame rafter design. The common bay size of a steel building is greater than a wood building as well.

**ELEMENTAL RESISTANCE** - Steel buildings are safe from termites, rot and mold, and drying out. Steel buildings won't shrink, warp, or swell.


## Framing



\*Example: Framing will vary based on design.

## The Colors You Want. The Savings You Deserve.

All Sukup standard colors are coated with CERAM-A-STAR® 1050. This is an industry-leading coating system that utilizes superior reflective qualities to effectively cool your steel building. This reduces the amount of energy and potential costs needed to cool the building. It is so effective it even qualifies for an energy credit under the federal tax code. Additionally, CERAM-A-STAR® 1050 offers exceptional abrasion resistance and color life. It features a 40 year adhesion warranty and 30 year fade warranty.



Polar White



Light Stone



Saddle Tan



Ash Gray



Burnished Slate



Charcoal Gray



Fern Green



Bright Red



Rustic Red



Gallery Blue



Hawaiian Blue



Stealth Black

Color reproduction may vary. This color chart is for reference only and is not to be used for final color choice. See actual color sample from supplier to determine true color. Sukup Steel Buildings are backed by a one year standard limited warranty. Galvalume® and CERAM-A-STAR® 1050 are registered trademarks of their respective companies.

# Roof Panels

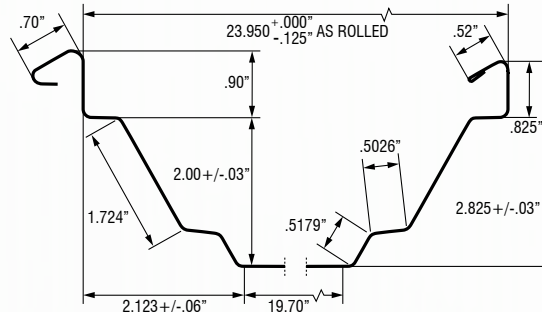


## Standing Seam Roof

The point of putting up a building to house your machinery, shop and/or office is to keep your property dry and safe. Doesn't it make sense then, to put up a building that's virtually leak-proof? The seams on Sukup standing seam roofs are mechanically rolled in the field to create a 360° Pittsburgh double lock seam. This seam creates a tight, durable, virtually leak-proof seal.

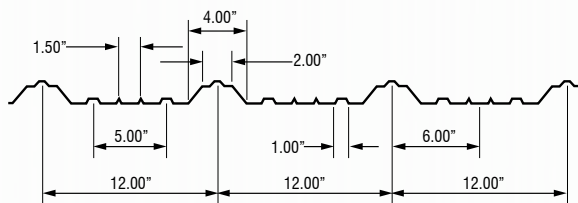
## Screw-Down Roof

Sukup also manufactures a screw-down roof. This style of roof is economical and simple to install. Screw-down roofs are available in Galvalume®+ and all Sukup standard colors.



## Standing Seam

- 24 gauge
- 24" coverage
- 3" rib height
- Concealed fasteners and clips
- 50 grade
- Offered in Galvalume®+ and Polar White (other colors can be special ordered)



## Screw-Down

- 26 gauge
- 36" coverage
- 1 1/2" rib height
- 12" on center
- 50 grade
- Offered in Galvalume®+ and all Sukup standard colors

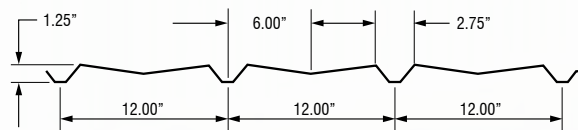
# Wall Panels

## Exterior Wall Panels

Sukup exterior wall panels are made from 26 gauge steel and feature extra deep 1 1/4" ribs for greater durability and strength. Exterior panels are available in all 12 Sukup standard colors and Galvalume®+ so your building can have both strength and beauty.

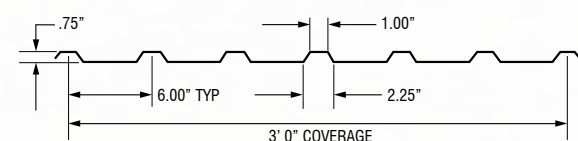
## Liner Panels

Sukup also offers an interior liner panel to give a nice finished look to the inside of any building.



## Exterior Wall Panels

- 26 gauge
- 36" coverage
- 1 1/4" rib height
- 12" on center
- 50 grade
- Offered in Galvalume®+ and all Sukup standard colors



## Liner Panels

- 29 gauge
- 36" coverage
- 3/4" rib height
- 6" on center
- 50 grade
- Galvalume®+ (pre-painted polar white only)

*Sukup wall and roof panels are made from Galvalume®+ AZ-55 substrate for superior corrosion resistance, so they will look good for years to come.*



Your building. **Customized to fit your needs.**





# Get *Your* Building. **The Way You Want It.**

*Sukup Steel Buildings feature a number of options including a full line of walk-in doors, windows, fiberglass insulation packages, translucent wall panels, canopies and more! You can be sure you will get exactly what you want.*



**Walk-in Doors**



**Windows**



**Gutters & Downspouts**



**Eave & Rake Extensions**  
*patent pending twist clip system*



**Wainscoting**



**Fiberglass Insulation**  
*Saver System™ or Standard*



Sukup Manufacturing Co. has over 50 years of experience in manufacturing steel products. Our main manufacturing facilities and offices in Sheffield, IA, along with our six distribution centers, boast over one million square feet of manufacturing space. In 2014 we completed construction of our new corporate office building. We manufactured over 700,000 pounds of structural steel in-house to complete this project.



**Sukup Manufacturing Co. ■ [www.sukup.com](http://www.sukup.com)**

Box 677 ■ 1555 255th St. ■ Sheffield, IA 50475-0677 ■ ph 641.892.4222 ■ fx 641.892.4629 ■ email [info@sukup.com](mailto:info@sukup.com)

**Distribution  
Centers**

Cameron, MO 64429  
7426 NE 352<sup>nd</sup> St.  
ph 816.649.2226  
[missouri@sukup.com](mailto:missouri@sukup.com)

Arcola, IL 61910  
980 E. State Rte. 133  
ph 217.268.3026  
[illinois@sukup.com](mailto:illinois@sukup.com)

Aurora, NE 68818  
1705 Hwy. 34 E.  
ph 402.694.5922  
[nebraska@sukup.com](mailto:nebraska@sukup.com)

Defiance, OH 43512  
7724 Rte. 66 N.  
ph 419.784.9871  
[ohio@sukup.com](mailto:ohio@sukup.com)

Jonesboro, AR 72403  
5917 E. Johnson Ave.  
ph 870.932.7547  
[arkansas@sukup.com](mailto:arkansas@sukup.com)

Watertown, SD 57201  
2701 Piper Ave.  
ph 605.882.6697  
[southdakota@sukup.com](mailto:southdakota@sukup.com)